

1101

TUBO



SPECIFICATIONS:



0.9 kg



CRI 82+



CRI 70+



Tilt 15°



Class I



IP40



CE



Available



5 Year warranty



Made in Australia

CONSTRUCTION & DESIGN

- Surface mounted LED adjustable downlight
- Constructed in aluminium alloy and finished in durable polyester powder-coat paint
- Clear tempered glass

OPTICAL & THERMAL PERFORMANCE

- Customised housing provides premium optical and thermal performance
- Beam distribution with no harsh cut off and ultra low glare

ELECTRICAL SYSTEM

- Supplied standard with an integral leading and trailing edge mains dimmable driver and terminal block
- Power factor > 0.9 with active power factor correction
- Input voltage 220-240V, 50/60 Hz

TECHNICAL PERFORMANCE





- 8W or 13W total system power consumption with overload and short circuit protection
- >65,000 hours lifespan (L70)
- Premium quality LED Module with high lumen output per watt
- Chromaticity tolerance (MacAdam step) - 2
- Available in 3K, 4K or 5K colour temperature with low colour shift over time
- CRI 90+ is available upon request

CODE ORDERING GUIDE:

PRODUCT CODE


COLOUR CODE

Example: 1101-SP-3K-8W-01

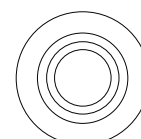
SYSTEM POWER	COLOUR TEMP.	 24° SP	 36° FL	 47° WFL	 55° VWFL	HOT LED LUMENS	LUMINAIRE LUMEN OUTPUT			
		PRODUCT CODE					SP	FL	WFL	VWFL
8W	3K	1101-SP-3K-8W	1101-FL-3K-8W	1101-WFL-3K-8W	-	914	537	560	700	-
	4K	1101-SP-4K-8W	1101-FL-4K-8W	1101-WFL-4K-8W	-	947	559	581	725	-
	5K	1101-SP-5K-8W	1101-FL-5K-8W	1101-WFL-5K-8W	-	851	507	526	657	-
13W	3K	1101-SP-3K-13W	1101-FL-3K-13W	-	1101-VWFL-3K-13W	1589	890	927	-	1188
	4K	1101-SP-4K-13W	1101-FL-4K-13W	-	1101-VWFL-4K-13W	1760	992	1033	-	1297
	5K	1101-SP-5K-13W	1101-FL-5K-13W	-	1101-VWFL-5K-13W	1578	894	931	-	1158

COLOUR CODE

-01		Satin White
-06		Matte Black
-10		Bright Silver



150



Ø100